



Lighting the path forward


City of Montgomery

2021 Financial Statement Audit



Introduction

- Audit Opinion and Responsibility
- General Fund Results
- Other Governmental Funds
- Enterprise Funds
- Key Performance Indicators



Audit Results

Auditor's Opinion



Unmodified opinion under
GAAP

Minnesota Legal Compliance



No instances of
noncompliance noted

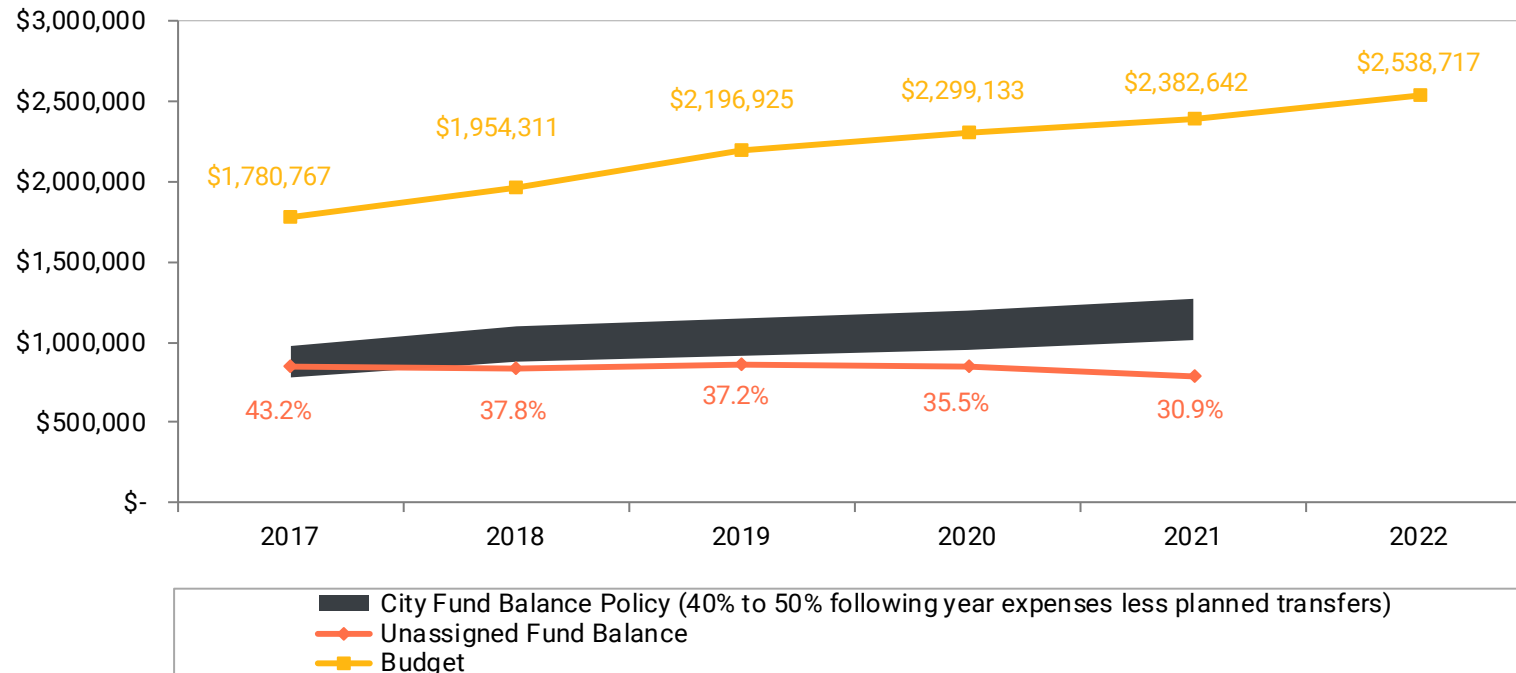
Audit Results

2021 Audit Findings

- Preparation of Financial Statements
 - Internal Control Finding
- Limited Segregation of Duties
 - Internal Control Finding
- Material Audit Adjustments
 - Internal Control Finding



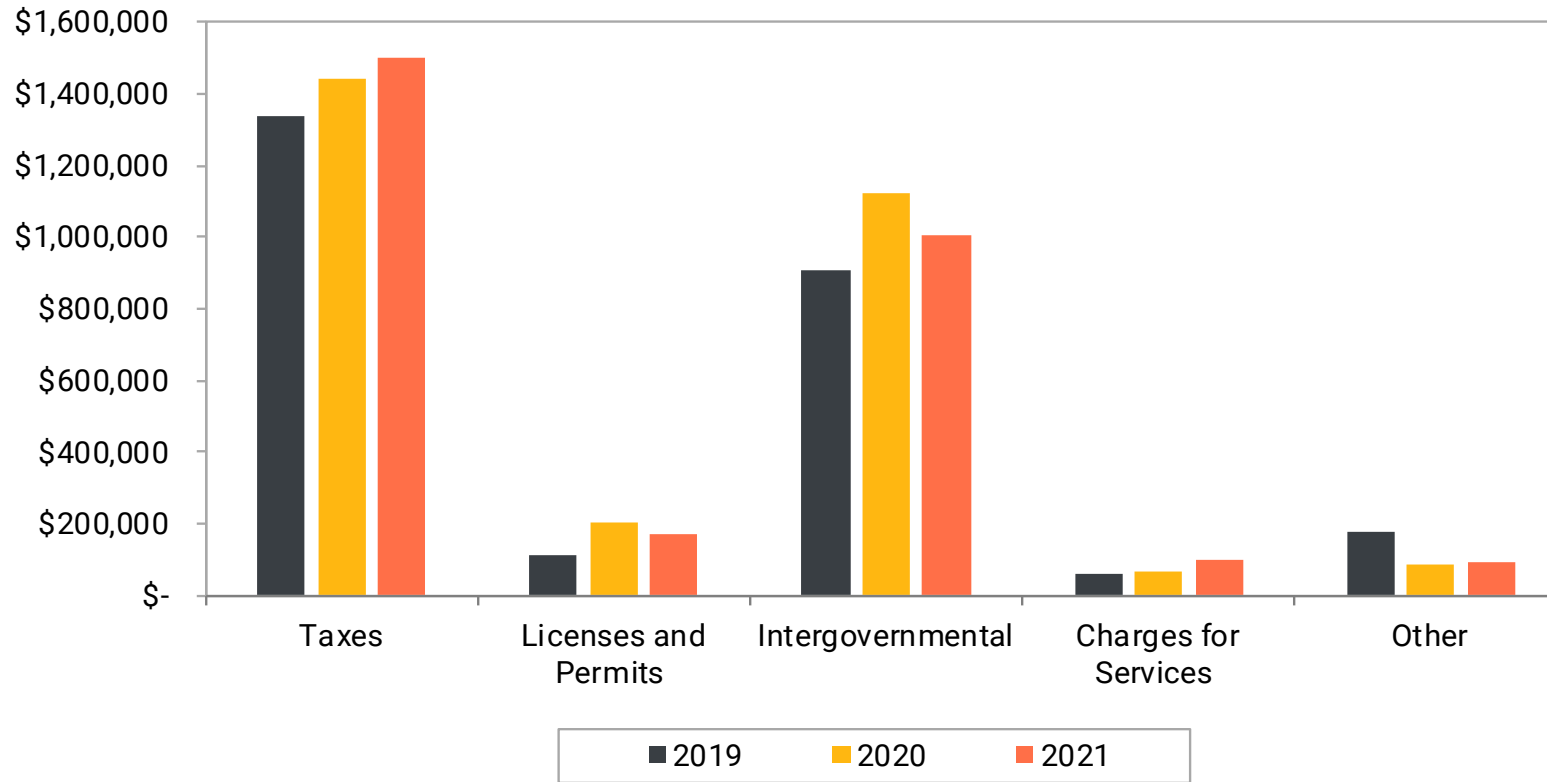
General Fund Fund Balances



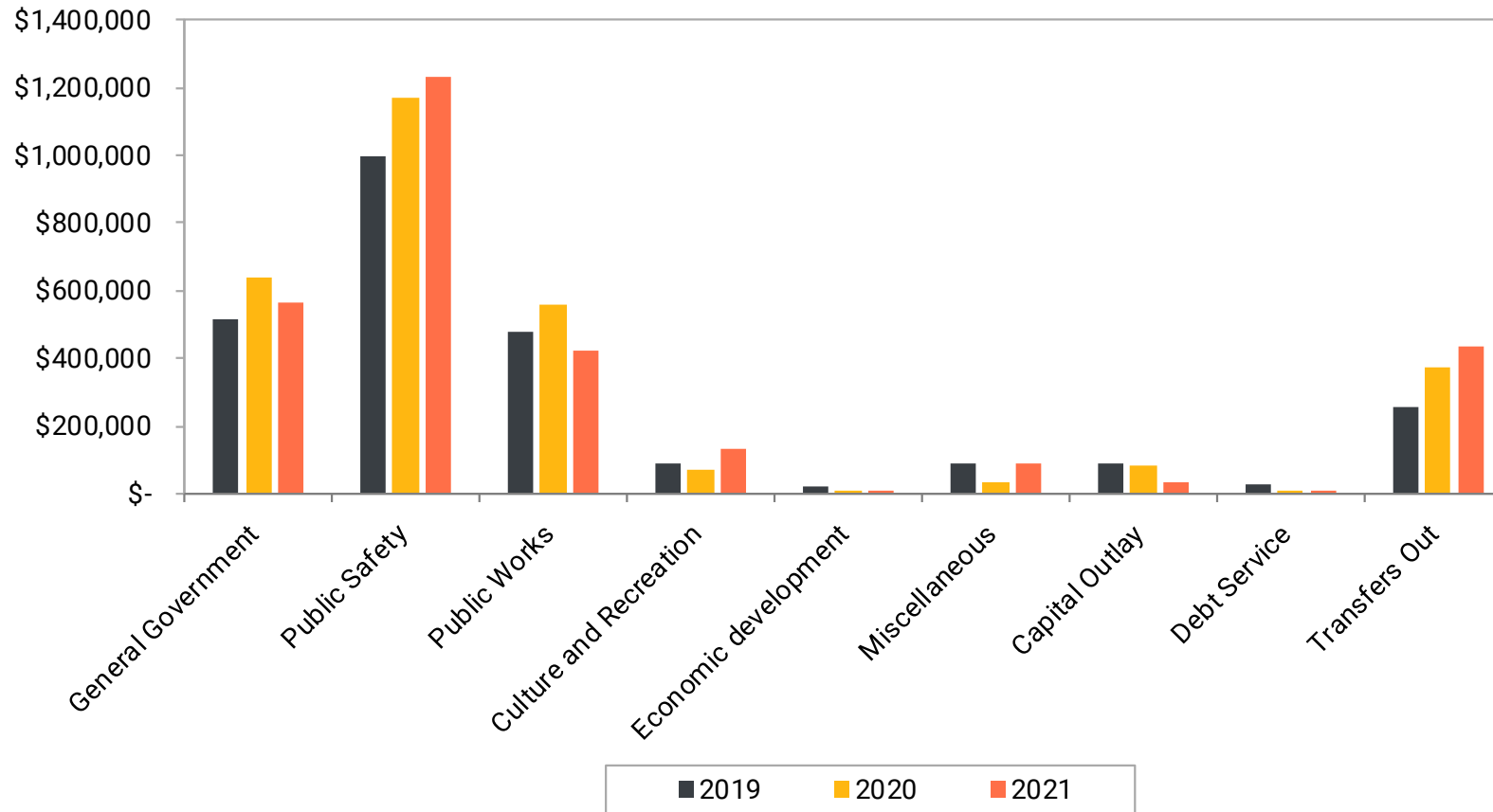
General Fund Budget to Actual

| | Final Budgeted Amounts | Actual Amounts | Variance with Final Budget |
|--------------------------------------|------------------------------|--------------------------|-------------------------------|
| Revenues | \$ 2,727,642 | \$ 2,867,402 | \$ 139,760 |
| Expenditures | <u>2,382,642</u> | <u>2,486,328</u> | <u>(103,686)</u> |
| Excess of Revenues Over Expenditures | 345,000 | 381,074 | 36,074 |
| Other Financing Sources (Uses) | | | |
| Transfers out | <u>(345,000)</u> | <u>(436,000)</u> | <u>(91,000)</u> |
| Net Change in Fund Balances | - | (54,926) | (54,926) |
| Fund Balances, January 1 | <u>894,615</u> | <u>894,615</u> | <u>-</u> |
| Fund Balances, December 31 | <u><u>\$ 894,615</u></u> | <u><u>\$ 839,689</u></u> | <u><u>\$ (54,926)</u></u> |

General Fund Revenues by Type



General Fund Expenditures by Type

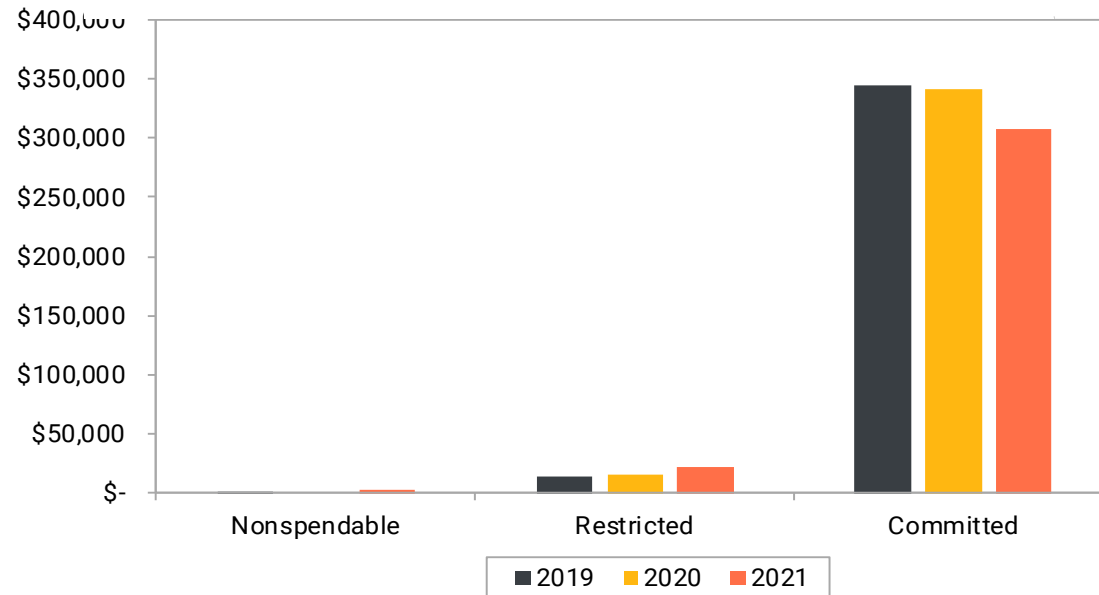


| Fund | Fund Balances December 31 | | Increase (Decrease) |
|----------------------------|------------------------------|-------------------|------------------------|
| | 2021 | 2020 | |
| Major | | | |
| Capital Projects | \$ (495,600) | \$ (733,648) | \$ 238,048 |
| 2021 Street Improvements | 878,440 | - | 878,440 |
| Nonmajor | | | |
| Fire Equipment | 310,579 | 312,125 | (1,546) |
| Park Improvements | 208,881 | 76,582 | 132,299 |
| Equipment Improvements | 76,834 | 114,288 | (37,454) |
| Facility Maintenance | 23,877 | (622) | 24,499 |
| Street Improvements | 717,531 | 424,441 | 293,090 |
| Police Department Building | (42,721) | - | (42,721) |
| 2023 Street Improvements | (7,700) | - | (7,700) |
| Total | <u>\$ 1,670,121</u> | <u>\$ 193,166</u> | <u>\$ 1,476,955</u> |



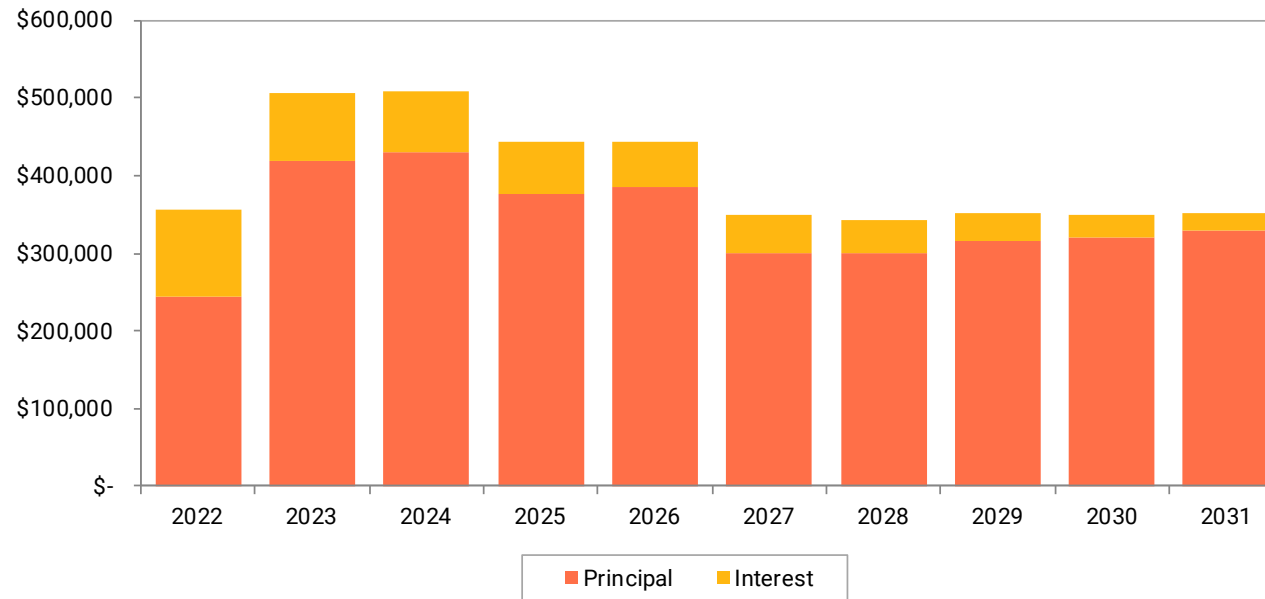
Capital Project Fund Balances

| Fund | Fund Balances December 31 | | Increase (Decrease) |
|---------------------------------|------------------------------|-------------------|------------------------|
| | 2021 | 2020 | |
| Nonmajor | | | |
| Ambulance | \$ 111,081 | \$ 136,951 | \$ (25,870) |
| EDA Revolving Loan | 92,678 | 94,666 | (1,988) |
| Police Forfeitures | 3,369 | - | 3,369 |
| Crime Prevention | 1,409 | 605 | 804 |
| Memorial Park | 15,870 | 6,841 | 9,029 |
| SCDP Grant 2009 | 8,605 | 8,605 | - |
| Communications | 90,685 | 102,488 | (11,803) |
| SMIF Grant | 2,500 | - | 2,500 |
| TIF #8 Assisted Living Facility | 4,091 | 4,011 | 80 |
| TIF #8 Medical Clinic | 1,239 | 1,683 | (444) |
| Total | <u>\$ 331,527</u> | <u>\$ 355,850</u> | <u>\$ (24,323)</u> |



Special Revenue Fund Balances

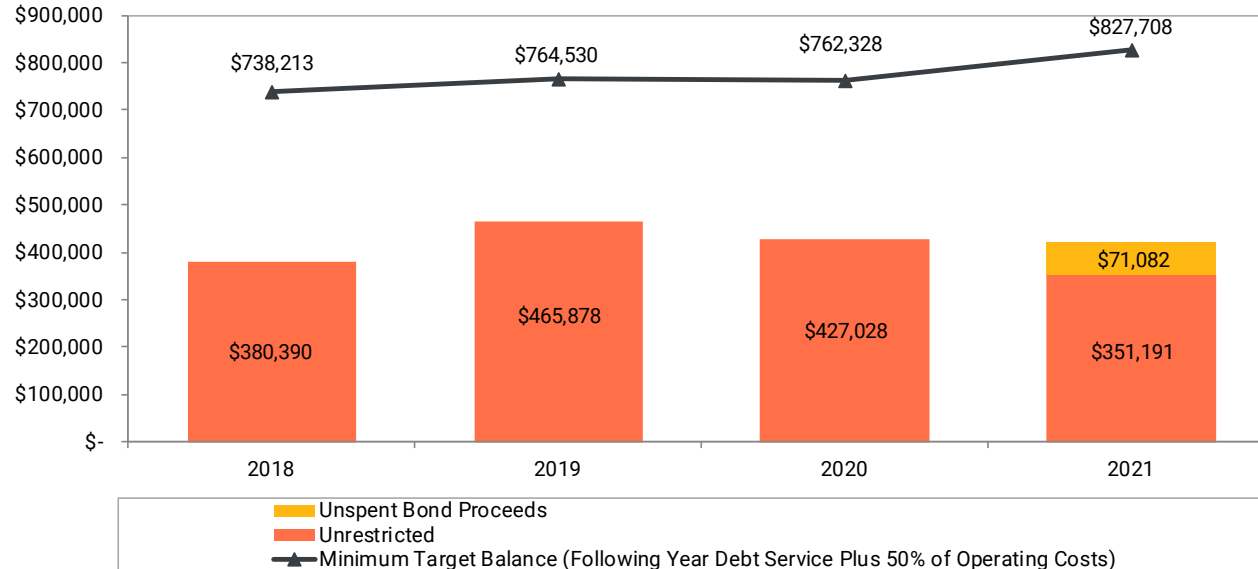
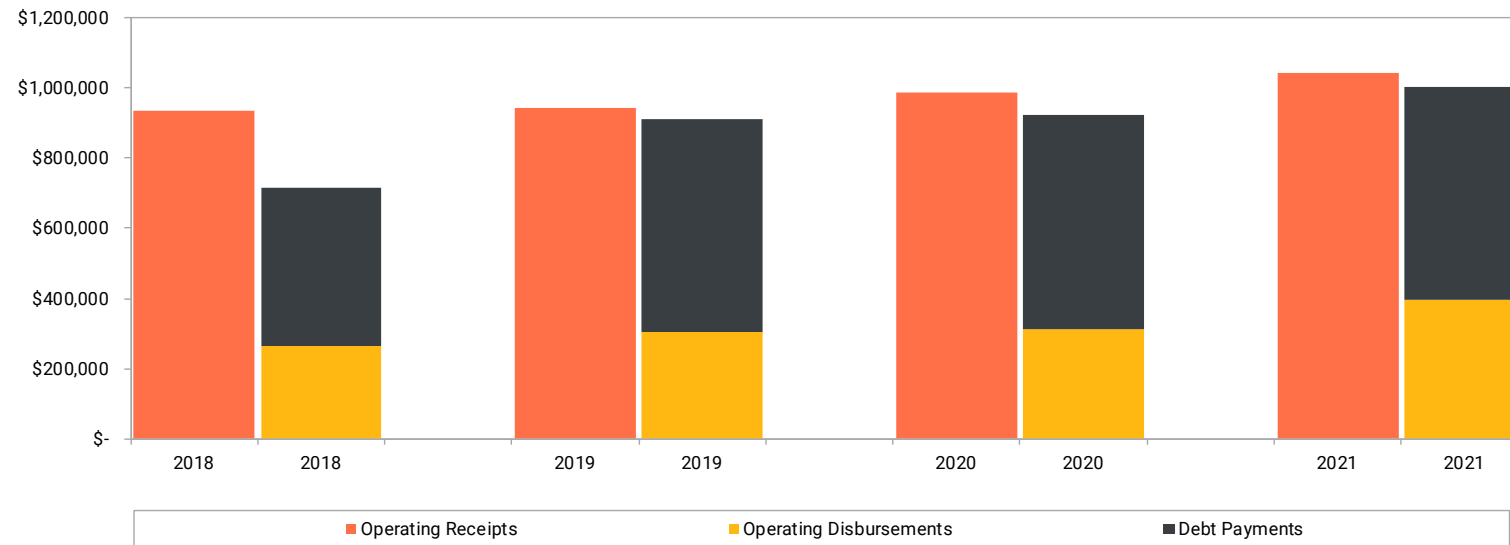
| Debt Description | Total Cash and Investments | Total Assets | Outstanding Debt | Maturity Date |
|-------------------------------------|----------------------------------|---------------------|---------------------|------------------|
| G.O. Special Assessment Bonds | | | | |
| G.O. Refunding Bonds of 2012A | \$ 797,319 | \$ 798,278 | \$ 175,000 | 2026 |
| G.O. Improvement Bonds of 2015A | 440,005 | 688,521 | 1,195,100 | 2031 |
| G.O. Improvement Bonds of 2021A | 471,248 | 987,507 | 2,820,000 | 2037 |
| Total G.O. Special Assessment Bonds | 1,708,572 | 2,474,306 | 4,190,100 | |
| Revenue Bonds | | | | |
| G.O. Refunding Bonds of 2012A | - | - | 440,000 | 2026 |
| Total Debt Service Funds | <u>\$ 1,708,572</u> | <u>\$ 2,474,306</u> | <u>\$ 4,630,100</u> | |
| Future Interest on Debt | | | <u>\$ 636,046</u> | |



Debt Service

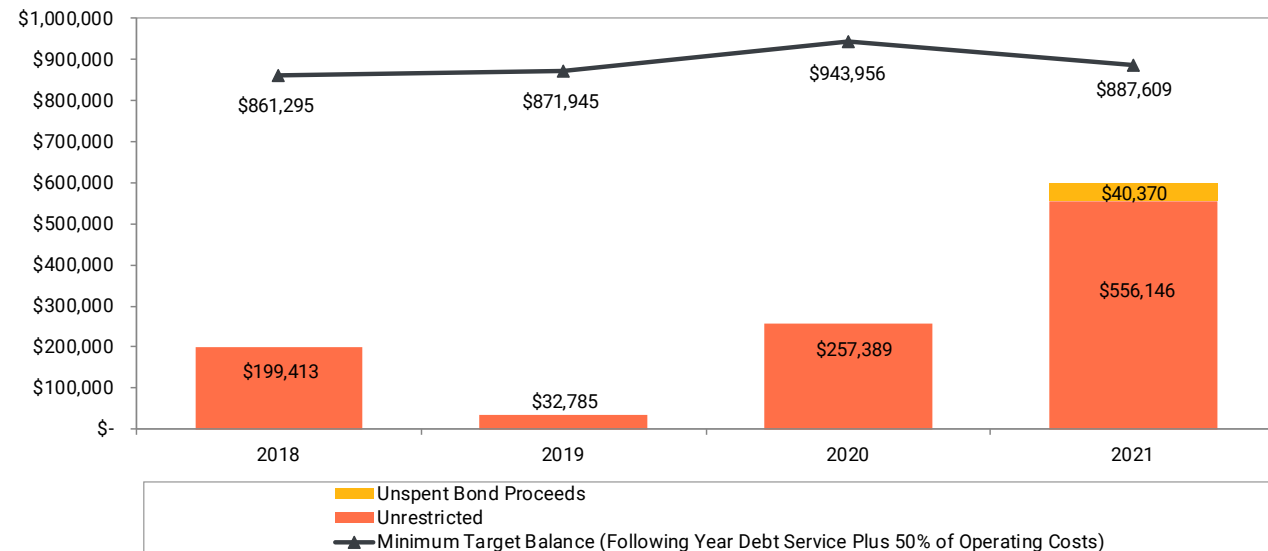
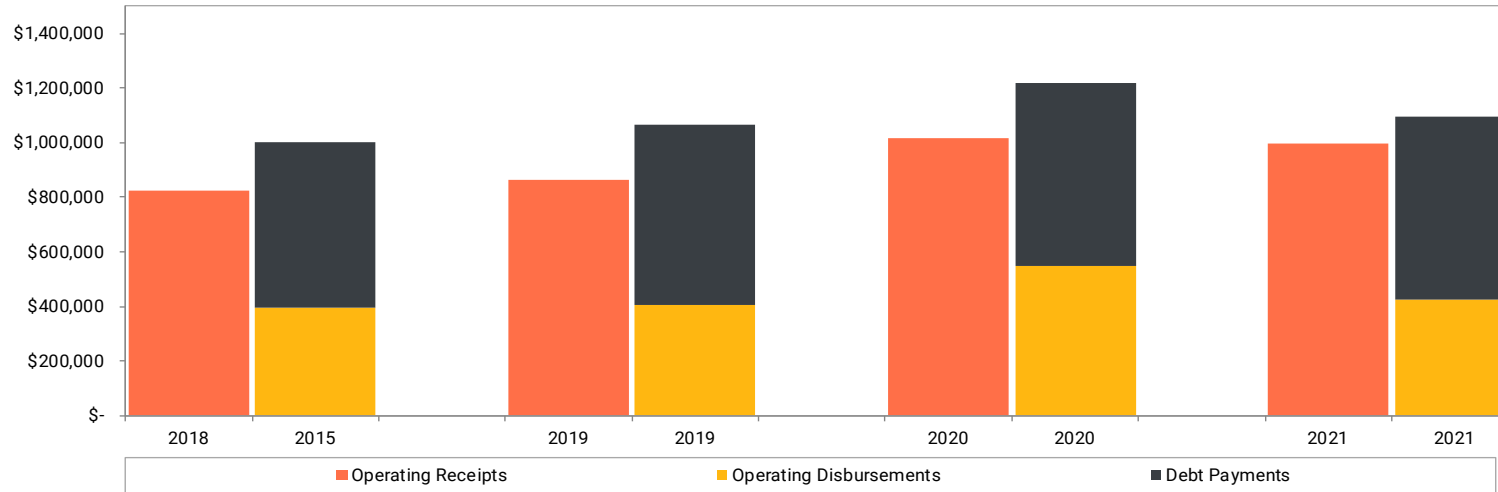
Water Fund

Cash Flows from Operations and Cash Balances



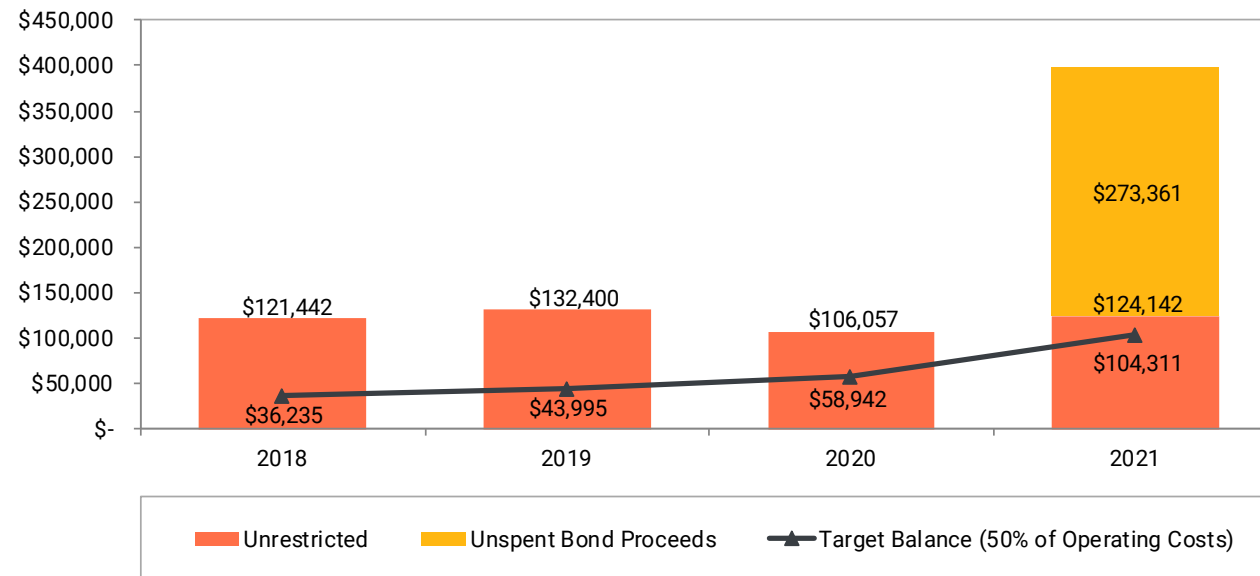
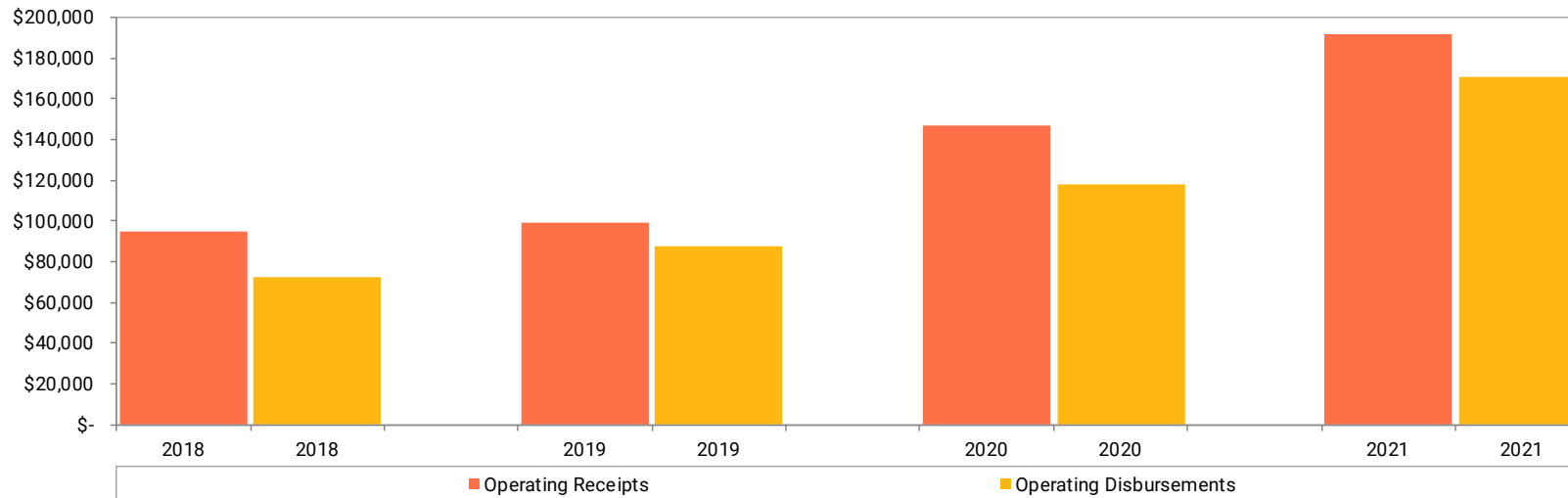
Sewer Fund

Cash Flows from Operations and Cash Balances

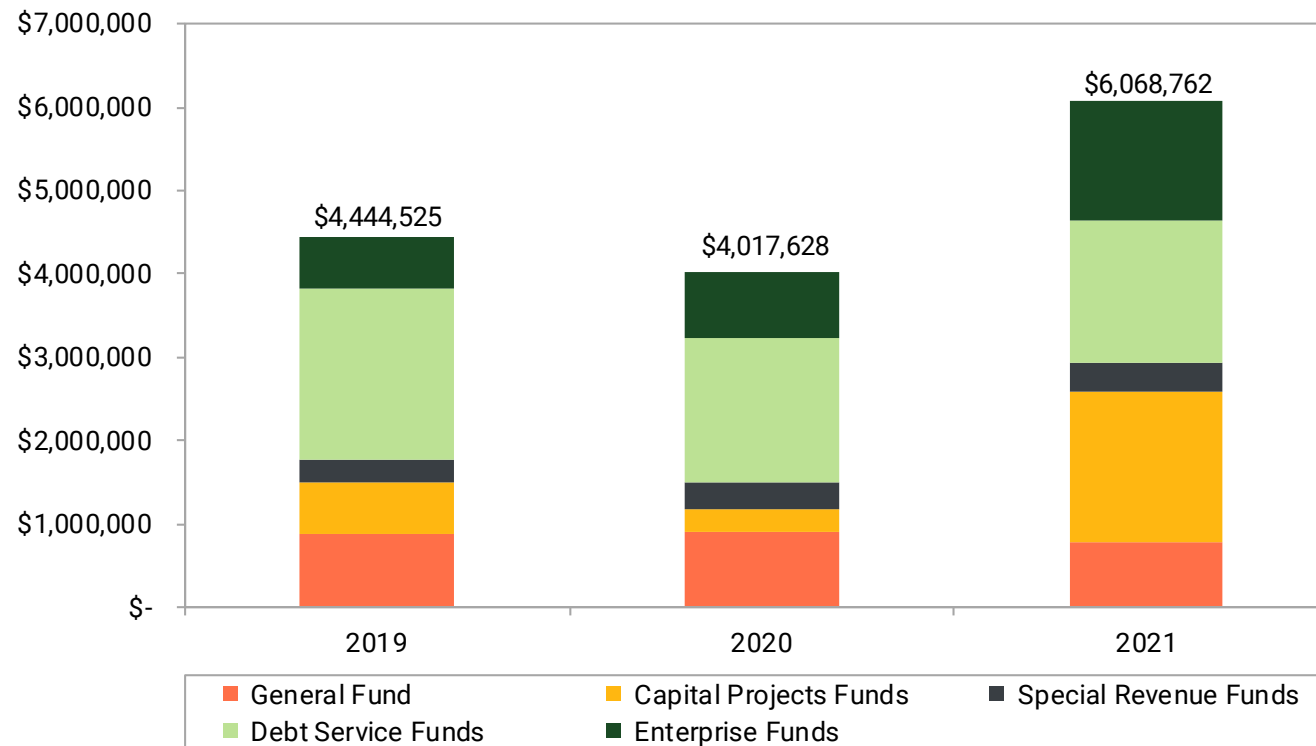


Storm Water Fund

Cash Flows from Operations and Cash Balances



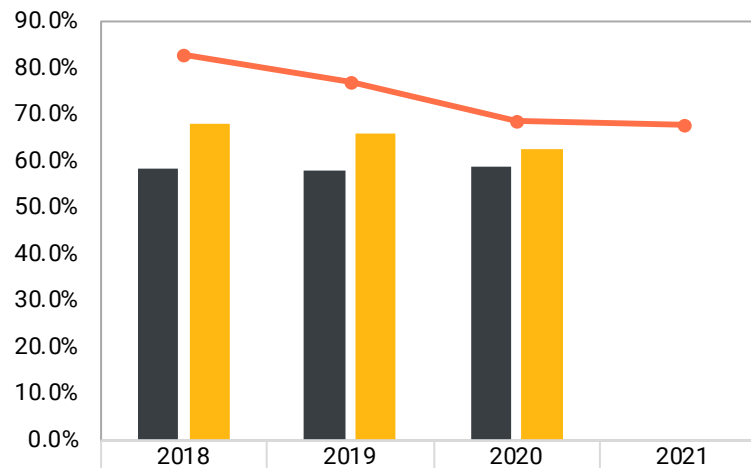
Cash and Investments Balances by Fund Type



Taxes

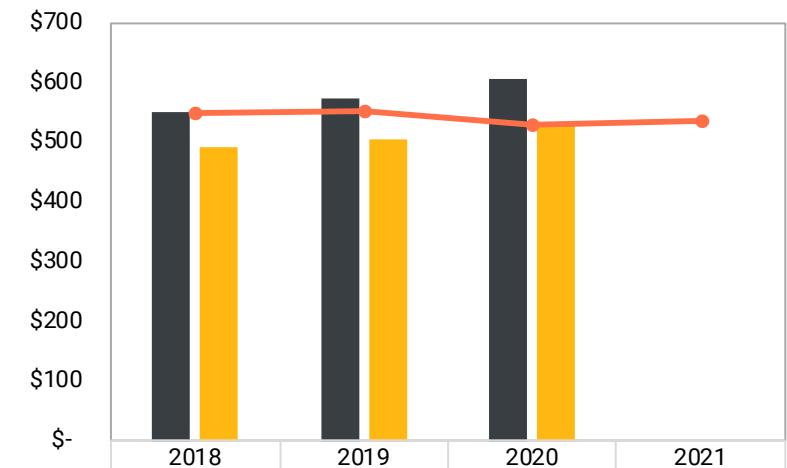
Key Performance Indicators

Tax Rates



| | 2018 | 2019 | 2020 | 2021 |
|---------------------------|-------|-------|-------|-------|
| Class 4 Cities | 58.5% | 58.1% | 58.8% | N/A |
| Cities in Le Sueur County | 68.1% | 65.9% | 62.9% | N/A |
| City of Montgomery | 83.2% | 77.1% | 68.7% | 68.0% |

Taxes Per Capita

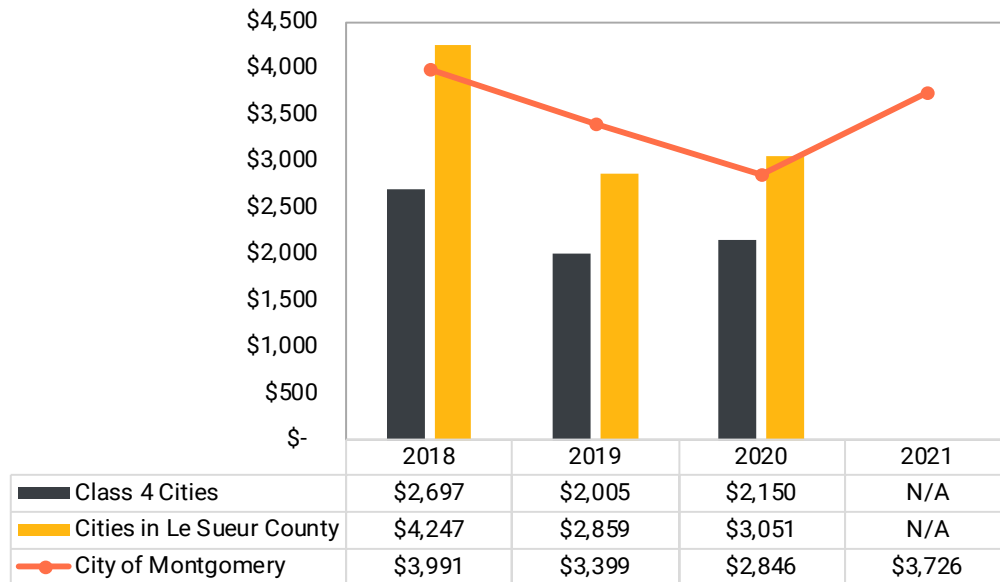


| | 2018 | 2019 | 2020 | 2021 |
|---------------------------|-------|-------|-------|-------|
| Class 4 Cities | \$549 | \$574 | \$606 | N/A |
| Cities in Le Sueur County | \$491 | \$503 | \$532 | N/A |
| City of Montgomery | \$548 | \$553 | \$530 | \$537 |

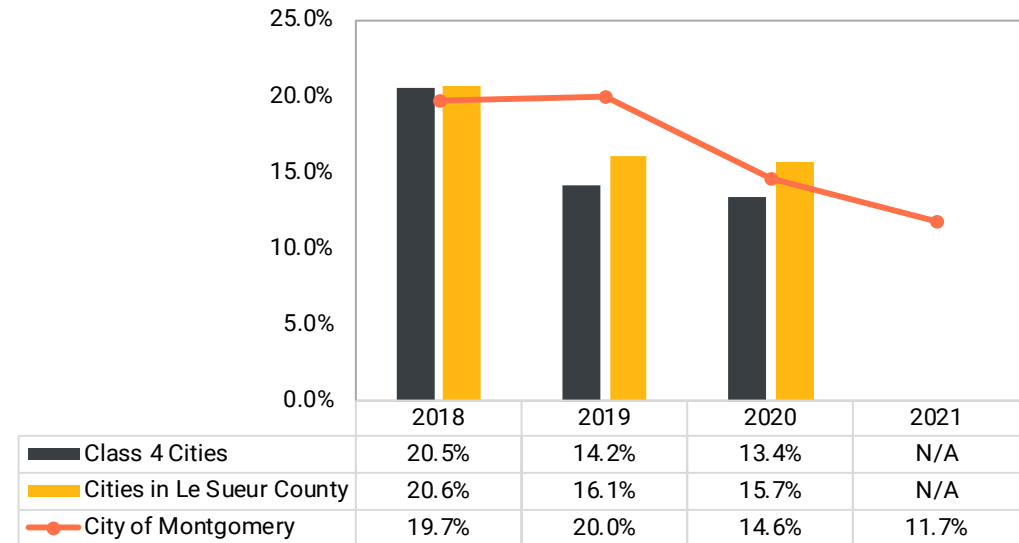
Debt

Key Performance Indicators

Debt Per Capita



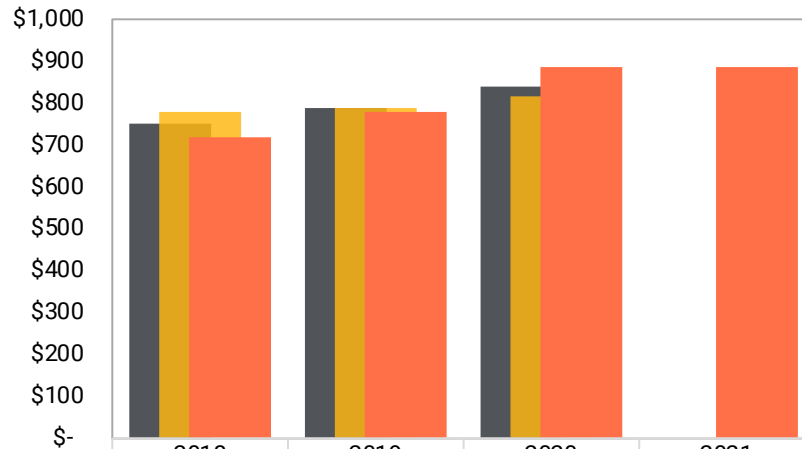
Debt Service Expenditures as a Percent of Total Expenditures



Expenditures

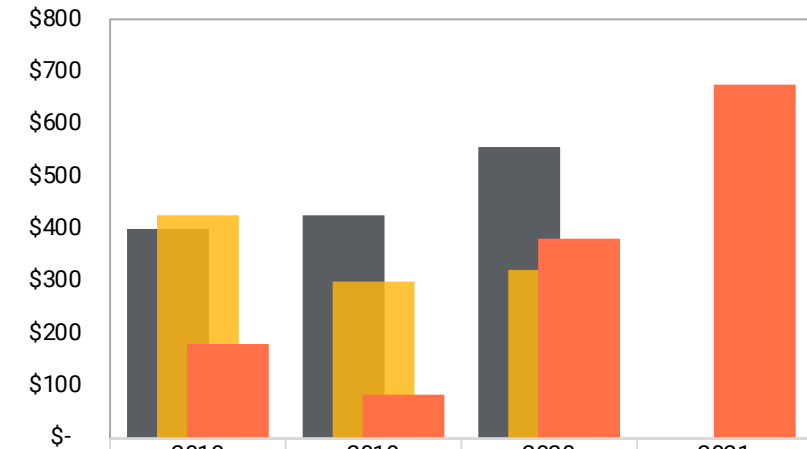
Key Performance Indicators

Current Expenditures Per Capita



| | | | | |
|-----------------------------|-------|-------|-------|-------|
| ■ Class 4 Cities | 2018 | 2019 | 2020 | 2021 |
| ■ Cities in Le Sueur County | \$753 | \$791 | \$839 | N/A |
| ■ City of Montgomery | \$781 | \$792 | \$818 | N/A |
| | \$722 | \$780 | \$889 | \$888 |

Capital Expenditures Per Capita



| | | | | |
|-----------------------------|-------|-------|-------|-------|
| ■ Class 4 Cities | 2018 | 2019 | 2020 | 2021 |
| ■ Cities in Le Sueur County | \$400 | \$426 | \$558 | N/A |
| ■ City of Montgomery | \$426 | \$299 | \$321 | N/A |
| | \$180 | \$82 | \$380 | \$677 |

Your Abdo Team



Tom Olinger, CPA
Government Partner

Thomas.Olinger@abdosolutions.com



Layne Kockelman, CPA
Audit Manager

Layne.Kockelman@abdosolutions.com




Sheila Jungwirth
Senior Associate

Sheila.Jungwirth@abdosolutions.com



Kelsey Larson
Associate

Kelsey.Larson@abdosolutions.com



Megan Rinehart
Intern

Megan.Rinehart@abdosolutions.com